

**NEW**

## 1/8 DIN SERIAL REMOTE DISPLAY & CONTROLLER

For DCS, SCADA or Stand Alone

**MODEL  
SRD**

### FEATURES:

- 4 1/2 LED 0.6" Red Digits
- 4 LED 0.8" Red Digits
- 5, 10-32VDC or 90-265VAC Power
- Inputs For: ASCII
- RS232, 485, or USB
- Watchdog Timer/Checksum
- Relay (4) Output
- Analog (1) Output
- Open Collector (4) Output
- Lifetime Warranted

**4 1/2 LED (Option 0)**



**4 LED (Option 6)**



### SPECIFICATIONS (Industrial)

(at 25°C & 5VDC)

- Digits: 4 1/2 ea. 0.6" High with 5 D.P. or 3 1/2 ea. 0.8"
- Power Consumption: 1 Watt
- Isolated Power Input: 500VDC
- Baud Rate: 1200 to 19,200 (9600 Default)
- Characters: ASCII Codes 0-9 & Modified Alpha & DP
- Hardware Handshake: None Required
- Operating Temp: 0-60°C, NEMA 4
- Storage Temp: Between -20 and + 80°C
- Humidity: 5-95% RH, Non-Condensing
- Calculated MTBF: >100,000 Hours (12+ Years)
- Warranty: Lifetime (LTD)
- Addresses: 6 Digits via Serial (001 Default)

Note 1: Above specifications are for Industrial Grade. Contact OTEK for other grades.

### DESCRIPTION:

With over 30 years in the **Digital Panel Meter** field, we had to bring you the best that technology would allow. The **SRD** is a combination of that expertise and newest technology in an industry standard 1/8 DIN package. The modular construction allows **OTEK** to customize your needs without expensive N.R.E., set-ups or minimum orders.

### Remote Display:

You can use USB, RS232 or 485 to address the **SRD**. It accepts industry standard **ASCII** characters and displays all numerals and standard seven segment alpha characters, you can address up to 6 digits (001 reserved for default), the setting is "8N1" and accepts baud rates from 1200-19.2KB.

### Remote Controller:

If you want to control your process via the SRD, you can do it with either relays (4) with normally open contacts (N.C. on request) rated at 1 Amp @ 30VDC/120VAC, or 4 open collector transistors (O.C.T) rated at 30mA @ 30VDC (common emitter).

If you want analog output, select this option for standard 4-20mA. Contact OTEK for your custom requirements.

**Displays:** You can order the large 0.8" 4 digit or the 0.6" 4 1/2 digit LED.

### APPLICATIONS:

- D.C.S./SCADA
- Shipboard/Avionics
- Nuclear & Mil-Spec
- Offshore Exploration



**If You Don't See It,  
Ask For It!**

### OTHER RELATED MODELS:

- HI-QREM: 5 Digit Serial Remote Display
- HI-Q111: Miniature Case, 4 Digit Remote Display
- BCDPM: BCD Input Remote Display

**520-748-7900**

FAX: 520-790-2808  
E-MAIL: sales@otekcorp.com  
http://www.otekcorp.com

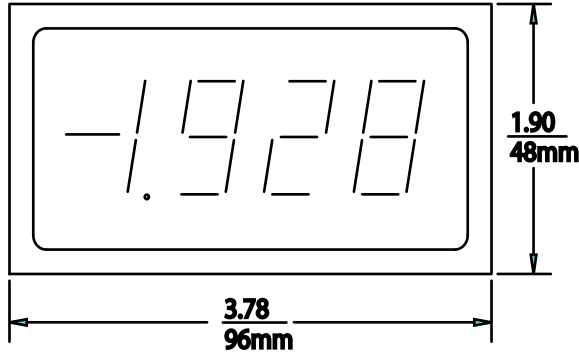
**OTEK**™  
CORP.  
SINCE 1974

4016 E. TENNESSEE ST.  
TUCSON, AZ. 85714 U.S.A.

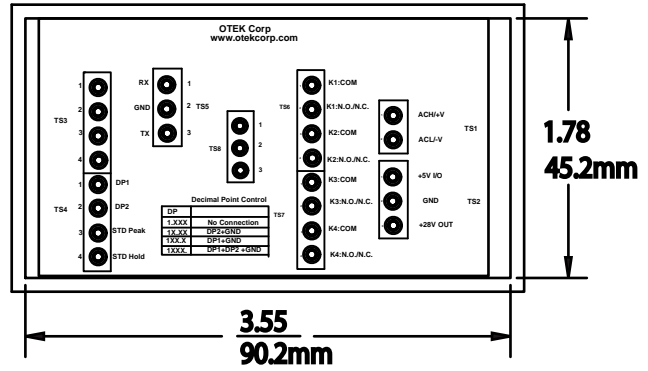
MADE  
IN  
USA 

# SRD MECHANICAL

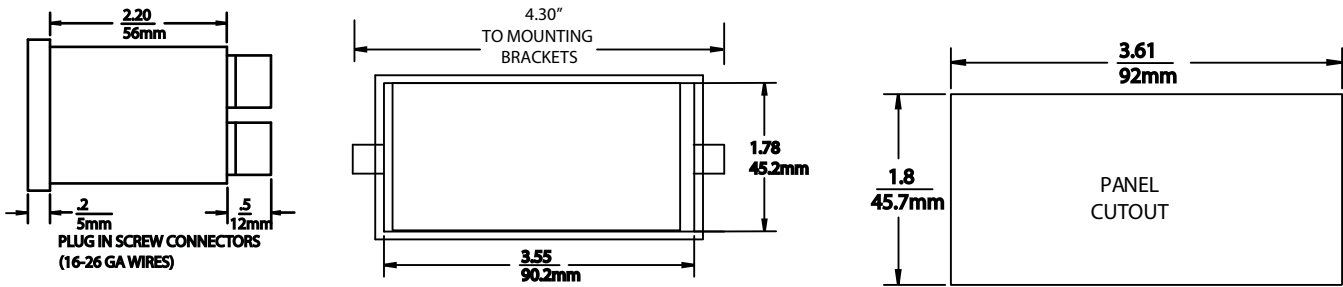
Display Varies with model  
3 1/2 digit, 8" Shown



Connector locations vary with models. See user's manual.



Decimal Point Selection  
Behind Filter or on Connector



Note: See [www.otekcorp.com/content/manuals](http://www.otekcorp.com/content/manuals) SPM-SRD Manual.

## SRD MOUNTING INSTRUCTIONS

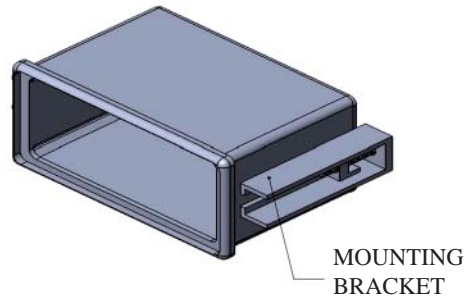
TOP VIEW



MOUNTING BRACKET

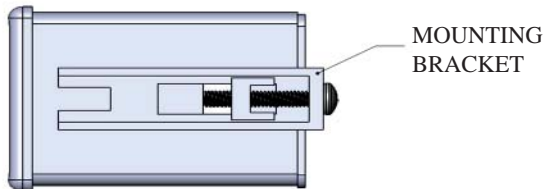
PANEL

ISOMETRIC VIEW



MOUNTING BRACKET

SIDE VIEW



MOUNTING BRACKET

### MOUNTING INSTRUCTIONS:

1. Remove mounting bracket and hardware.
2. Slide meter into panel cutout from front of panel.
3. Reattach mounting bracket and hardware
4. Tighten screws on rear of meter to secure in panel.

# SRD SERIES ORDERING INFORMATION 5-12-15

		1	2	3	4	5	6
Model: SRD -		□	□	□	□	□	□
<b>GRADE (1)</b>							
I.....	Industrial						
M.....	Mil-Spec (Contact OTEK)						
N.....	Nuclear (Contact OTEK)						
9.....	Custom (Contact OTEK)						
<b>SERIAL I/O</b>							
1.....	RS232						
2.....	RS485						
3.....	USB						
9.....	Custom (Contact OTEK)						
<b>POWER INPUT</b>							
1.....	Non - Isolated 5VDC						
2.....	Isolated 5VDC						
3.....	Isolated 7-32VDC						
4.....	Isolated 90-265VAC						
5.....	Isolated 9-36VDC						
6.....	Isolated 48VDC						
7.....	Non-Isolated 7-32VDC						
9.....	Custom (Contact OTEK)						
		<b>DISPLAY TYPE (2)</b>					
		0.....4 1/2 Digits 0.6" Red LED					
		2.....3 1/2 Digit 0.8" Red LED					
		6.....4 digits 0.8" Red LED					
		9.....Custom (Contact OTEK)					
		<b>CASE (1)</b>					
		0.....Plastic					
		1.....Metal					
		2.....Plastic/Nema 4X					
		3.....Metal/Nema 4X					
		9.....Custom (Contact OTEK)					
		<b>CONTROL &amp; POWER OUT</b>					
		0.....None					
		1.....Relays (4)					
		2.....O.C.T. (4)					
		3.....Isol. 4-20mA					
		4.....Isol. 30VDC For XMTR					
		5.....Relays & Isol. 4-20mA					
		6.....O.C.T. & Isol. 4-20mA					
		7.....Relays & Isol. 30VDC For XMTR					
		8.....O.C.T. & Isol. 30 VDC for XMTR					
		9.....Custom (Contact OTEK)					
		A.....Non-Isol. 28 VDC For XMTR					
		B.....Non-Isol. 4-20 mA Out					

**NOTES:**

1. Otek will build to certain nuclear or MIL-standards but testing and confirmation of compliance, if required, will need to be done by a third party and at customer's expense. "M" & "N" grades must have metal case (Digit 5, Option 1).
2. LED standard color is red. For orange, yellow, green or blue use option 9 and specify color.

**DOWNLOADS:** For manuals, user-software or drivers:  
[www.otekcorp.com](http://www.otekcorp.com)